

15 November 2016

Brighter Days

Last month, we wondered if the Performance of Services Index (PSI) had been dented a bit by such things as poor weather perhaps in combination with the school holidays. Whether this was actually the case or not is difficult to tell, but the PSI did bounce back to a firm 56.3 in October from its dip to a middling 54.2 in September. Large firms recovered from a drop last month. So the PSI is back above its long term average of 54.1, indicating more above-average economic growth. A stronger employment index emphasises the point. That said, the bounce in the PSI is not to deny that the trend has slowed a bit from last year. And we are keeping an eye on slower new orders over the past two months (which were also, at least relatively, a softer point in a generally robust PMI from last week). It all fits with our view that while we think economic growth will be above average in 2017, it may just be a touch slower than that achieved in 2016.

Spending Up

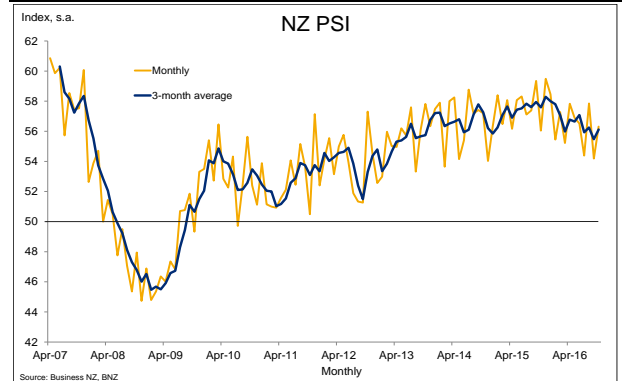
Current spending indicators are unequivocally strong. In the PSI, retail was one industry that stood out in October. Its 63.6 reading, on an unadjusted basis, was the second strongest across industries. This, and the latest data showing October electronic card transactions around 6% higher than a year ago, suggests that retail sales in the final quarter of the year is pushing on from what we think will be a fundamentally strong retail sales report for the third quarter of the year (due tomorrow). Indeed, it is easy to imagine even more quarterly sales volume growth than the +0.8% we anticipate in that report given the likes of the tightening labour market, house price inflation, and booming tourism. But we are wary that the prior quarter's sales growth (+2.3%) was the strongest in nearly 10 years. Still, with annual volume growth likely to exceed 5% in tomorrow's report and the positive initial indicators for the Christmas quarter there is clearly a strong growth pulse in underlying spending. An ongoing tourism boom is part of this. Indeed, the tourism-associated accommodation, cafes and restaurants industry in the PSI was even stronger than retail itself with an unadjusted reading of 68.8. This is the highest October reading for this industry since the PSI survey began nine years ago (even surpassing the 68.0 recorded in October 2011 when NZ hosted the Rugby World Cup). Underscoring the strength in the distribution sectors more generally was wholesale (+61.2) and transport and storage (+60.0).

Property Less Positive

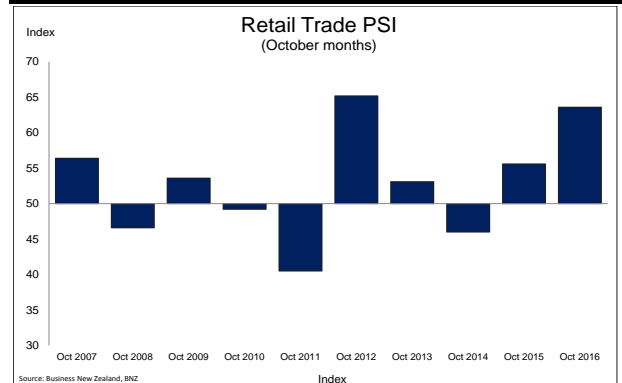
The PSI for the property and business service industry, while still positive at 52.3 in October, has slowed a bit over recent months. This may relate to the latest LVR restrictions on housing or perhaps, more generally, the market sensing interest rates may not go any lower.

doug_steel@bnz.co.nz

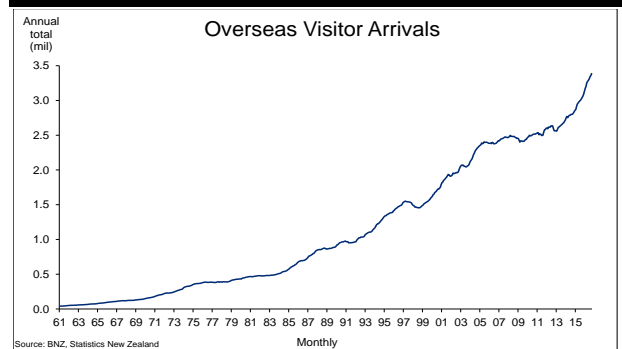
Back Above Trend, But Trending Lower?



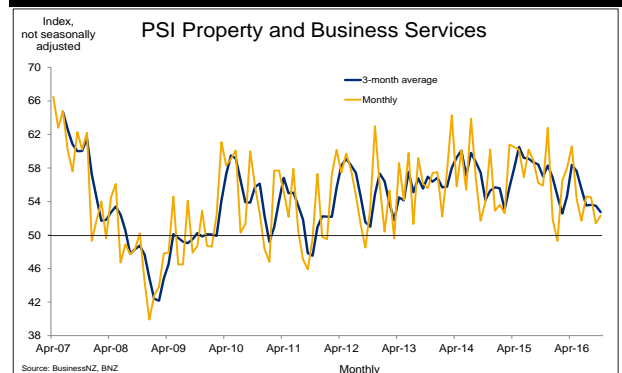
The Tills Rang This October



Boom



Some Slowing



Contact Details

BNZ Research

Stephen Toplis

Head of Research
+(64 4) 474 6905

Craig Ebert

Senior Economist
+(64 4) 474 6799

Doug Steel

Senior Economist
+(64 4) 474 6923

Kymerly Martin

Senior Market Strategist
+(64 4) 924 7654

Raiko Shareef

Currency Strategist
+(64 4) 924 7652

Main Offices

Wellington

60 Waterloo Quay
Private Bag 39806
Wellington Mail Centre
Lower Hutt 5045
New Zealand
Phone: +(64 4) 473 3791
FI: 0800 283 269
Fax: +(64 4) 474 6266

Auckland

80 Queen Street
Private Bag 92208
Auckland 1142
New Zealand
Phone: +(64 9) 976 5762
Toll Free: 0800 081 167

Christchurch

81 Riccarton Road
PO Box 1461
Christchurch 8022
New Zealand
Phone: +(64 3) 353 2219
Toll Free: 0800 854 854

National Australia Bank

Peter Jolly

Global Head of Research
+(61 2) 9237 1406

Alan Oster

Group Chief Economist
+(61 3) 8634 2927

Ray Attrill

Global Co-Head of FX Strategy
+(61 2) 9237 1848

Skye Masters

Head of Interest Rate Strategy
+(61 2) 9295 1196

Wellington

Foreign Exchange +800 642 222
Fixed Income/Derivatives +800 283 269

Sydney

Foreign Exchange +(61 2) 9295 1100
Fixed Income/Derivatives +(61 2) 9295 1166

London

Foreign Exchange +(44 20) 7796 3091
Fixed Income/Derivatives +(44 20) 7796 4761

New York

Foreign Exchange +1 212 916 9631
Fixed Income/Derivatives +1 212 916 9677

Hong Kong

Foreign Exchange +(85 2) 2526 5891
Fixed Income/Derivatives +(85 2) 2526 5891

ANALYST DISCLAIMER: The person or persons named as the author(s) of this report hereby certify that the views expressed in the research report accurately reflect their personal views about the subject securities and issuers and other subject matters discussed. No part of their compensation was, is, or will be, directly or indirectly, related to the specific recommendations or views expressed in the research report. Research analysts responsible for this report receive compensation based upon, among other factors, the overall profitability of the Markets Division of National Australia Bank Limited, a member of the National Australia Bank Group ("NAB"). The views of the author(s) do not necessarily reflect the views of NAB and are subject to change without notice. NAB may receive fees for banking services provided to an issuer of securities mentioned in this report. NAB, its affiliates and their respective officers, and employees, including persons involved in the preparation or issuance of this report (subject to the policies of NAB), may also from time to time maintain a long or short position in, or purchase or sell a position in, hold or act as advisors, brokers or commercial bankers in relation to the securities (or related securities and financial instruments), of companies mentioned in this report. NAB or its affiliates may engage in these transactions in a manner that is inconsistent with or contrary to any recommendations made in this report.

NEW ZEALAND DISCLAIMER: This publication has been provided for general information only. Although every effort has been made to ensure this publication is accurate the contents should not be relied upon or used as a basis for entering into any products described in this publication. Bank of New Zealand strongly recommends readers seek independent legal/financial advice prior to acting in relation to any of the matters discussed in this publication. Neither Bank of New Zealand nor any person involved in this publication accepts any liability for any loss or damage whatsoever may directly or indirectly result from any advice, opinion, information, representation or omission, whether negligent or otherwise, contained in this publication.

US DISCLAIMER: If this document is distributed in the United States, such distribution is by nabSecurities, LLC. This document is not intended as an offer or solicitation for the purchase or sale of any securities, financial instrument or product or to provide financial services. It is not the intention of nabSecurities to create legal relations on the basis of information provided herein.

National Australia Bank Limited is not a registered bank in New Zealand.