

13 April 2018



The PMI

New Zealand's Performance of Manufacturing Index (PMI) has only looked weak this year in comparison to its racy performance across 2017. In March it slowed to a seasonally adjusted 52.2, compared to February's average-like 53.3. The new-orders index was also a tad below normal although, at 53.8, was still clearly expansive. The PMI employment index, however, at 53.5, was ahead of its long-term average. Based on historical patterns, this tends to dial down the idea that the PMI is in the throes of stalling overall. There was also substance in the fact that all regions had PMI readings comfortably above the 50 mark that demarcates expansion from contraction.

QSBO Manufacturing

The weak spot in March's PMI was its production index. With a seasonally adjusted outcome of 50.8 this was close to stalling. Compare this to February's 53.7 and the exceptionally high reading of 61.0 back in November and a sense of sharp deceleration arises. As it turned out, a flat patch in output was also the message from manufacturers in the latest NZIER Quarterly Survey of Business Opinion (QSBO). With respect to output over the last 3 months, a mere net 6% reported an increase. However, when looking ahead to the coming 3 months a net 28% expected an increase. As it happens, we expect manufacturing to be flat in Q1 GDP and pick up in Q2.

Capacity Constraint

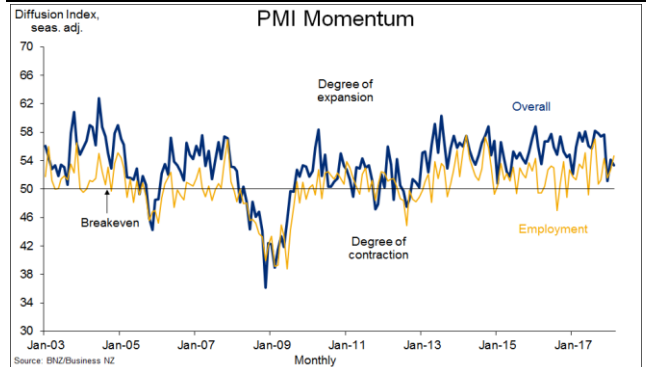
Even if manufacturing production does struggle for the meantime, it could well reflect a lack of capacity rather than any poverty of demand. The difference carries diametrically opposed conclusions for inflation. We mention this with the capacity utilisation measure in the QSBO's manufacturing component running at 93.7% in Q1. This is a record high for the series (since 1990). And it was now higher than the building sector's capacity utilisation rate (93.3%), which is saying something. The idea that the manufacturing sector is running headlong into supply constraints was also evident in QSBO reports on increasing difficulty in finding staff.

Investment

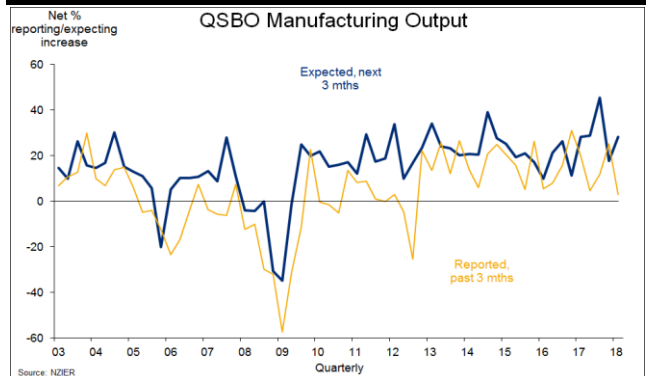
The NZIER's QSBO also added to the context of manufacturers by showing that the sector's investment intentions were generally robust. This was certainly the case with respect to plant and machinery, where a net balance of 23% intended expansion. This was heavily above average. And it gels with the aforementioned supply limits coming into play. Manufacturers' intentions to invest in buildings did take a knock this quarter, to -12. However, this is about the long-term average for this series (going back to the 1960s) so it doesn't point to a pull-back, as such. Overall, investment intentions of manufacturers are encouraging, despite weak confidence.

craig_ebert@bnz.co.nz

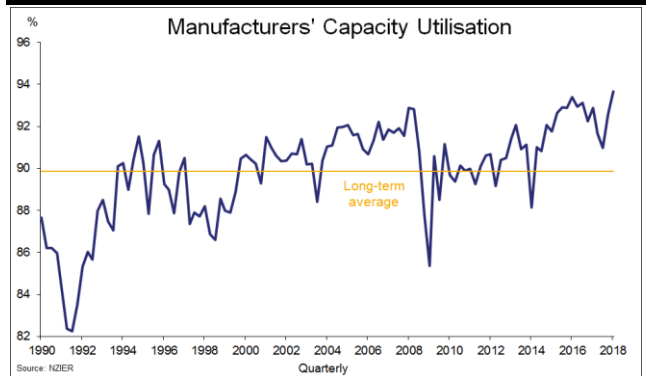
Slower But Supported



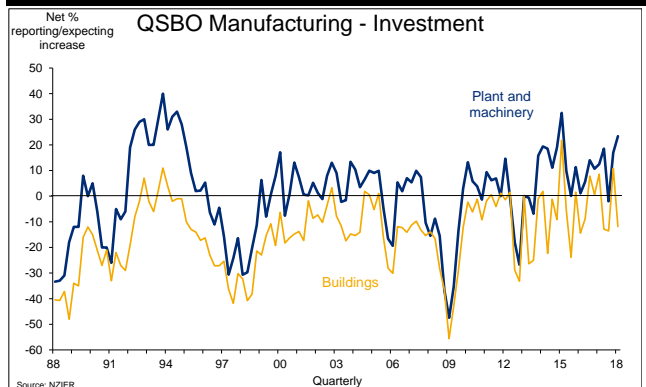
A Slow Patch in Production, Probably Transitory



Stretched to the Max



Pressure To Invest



Contact Details

BNZ Research

Stephen Toplis

Head of Research
+64 4 474 6905

Craig Ebert

Senior Economist
+64 4 474 6799

Doug Steel

Senior Economist
+64 4 474 6923

Jason Wong

Senior Markets Strategist
+64 4 924 7652

Nick Smyth

Interest Rates
Strategist
+64 4 924 7653

Main Offices

Wellington

Level 4, Spark Central
42-52 Willis Street
Private Bag 39806
Wellington Mail Centre
Lower Hutt 5045
New Zealand
Toll Free: 0800 283 269

Auckland

80 Queen Street
Private Bag 92208
Auckland 1142
New Zealand
Toll Free: 0800 283 269

Christchurch

111 Cashel Street
Christchurch 8011
New Zealand
Toll Free: 0800 854 854

National Australia Bank

Peter Jolly

Global Head of Research
+61 2 9237 1406

Alan Oster

Group Chief Economist
+61 3 8634 2927

Ray Attrill

Head of FX Strategy
+61 2 9237 1848

Skye Masters

Head of Fixed Income Research
+61 2 9295 1196

Wellington

Foreign Exchange +800 642 222
Fixed Income/Derivatives +800 283 269

Sydney

Foreign Exchange +61 2 9295 1100
Fixed Income/Derivatives +61 2 9295 1166

London

Foreign Exchange +44 20 7796 3091
Fixed Income/Derivatives +44 20 7796 4761

New York

Foreign Exchange +1 212 916 9631
Fixed Income/Derivatives +1 212 916 9677

Hong Kong

Foreign Exchange +85 2 2526 5891
Fixed Income/Derivatives +85 2 2526 5891

ANALYST DISCLAIMER: The person or persons named as the author(s) of this report hereby certify that the views expressed in the research report accurately reflect their personal views about the subject securities and issuers and other subject matters discussed. No part of their compensation was, is, or will be, directly or indirectly, related to the specific recommendations or views expressed in the research report. Research analysts responsible for this report receive compensation based upon, among other factors, the overall profitability of the Markets Division of National Australia Bank Limited, a member of the National Australia Bank Group ("NAB"). The views of the author(s) do not necessarily reflect the views of NAB and are subject to change without notice. NAB may receive fees for banking services provided to an issuer of securities mentioned in this report. NAB, its affiliates and their respective officers, and employees, including persons involved in the preparation or issuance of this report (subject to the policies of NAB), may also from time to time maintain a long or short position in, or purchase or sell a position in, hold or act as advisors, brokers or commercial bankers in relation to the securities (or related securities and financial instruments), of companies mentioned in this report. NAB or its affiliates may engage in these transactions in a manner that is inconsistent with or contrary to any recommendations made in this report.

NEW ZEALAND DISCLAIMER: This publication has been provided for general information only. Although every effort has been made to ensure this publication is accurate the contents should not be relied upon or used as a basis for entering into any products described in this publication. Bank of New Zealand strongly recommends readers seek independent legal/financial advice prior to acting in relation to any of the matters discussed in this publication. Neither Bank of New Zealand nor any person involved in this publication accepts any liability for any loss or damage whatsoever may directly or indirectly result from any advice, opinion, information, representation or omission, whether negligent or otherwise, contained in this publication.

US DISCLAIMER: If this document is distributed in the United States, such distribution is by nabSecurities, LLC. This document is not intended as an offer or solicitation for the purchase or sale of any securities, financial instrument or product or to provide financial services. It is not the intention of nabSecurities to create legal relations on the basis of information provided herein.

National Australia Bank Limited is not a registered bank in New Zealand.