

# RESEARCH Services Landscape

15 July 2019



## The PSI

Could the slowdown in New Zealand's services sector growth be stabilising already? Admittedly, it's not obvious from June's Performance of Services Index (PSI). In fact, this eased to a seasonally adjusted 52.7, from the 53.5 level it wriggled up to in May. But this was a marginal dip, and driven mostly by a come-down in the inventory index (which went oversized in May). To get a better sense of the trend, we note the three-month average of the PSI was 52.7 in June, 52.7 in May and 52.7 in April. Sure, this level is below the historical norm, of 54.4, but not by all that much.

## QSBO

More generally, however, it's hard to tell whether the slowdown in the services sector has largely done its dash for now. Caution was certainly the message from the NZIER's latest Quarterly Survey of Business Opinion (QSBO). In this, service sector respondents were a little down on their activity over recent months. And their near-term expectations on output have slumped to a below-normal status. This has coincided with deterioration in profit reports and expectations – to well below normal readings too. This, in turn, has reflected fairly strong cost increases, but with diminishing signs these are being passed on to end-buyers.

## Investment/Capacity

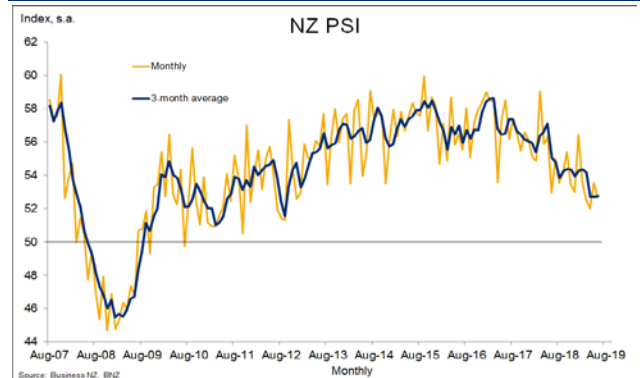
In spite of patchy-looking output and profitability, services firms in the latest QSBO remained relatively positive in their hiring intent. They also held to a positive view on investment spending for the near term. This was as true for plant and machinery as it was for investment in buildings. This is a sign of capacity constraints biting, whereby firms have to invest if they want to expand. It's trickier with respect to staffing, as businesses have to battle over whatever labour is available at any point in time. And service sector firms in the QSBO would appear to be finding this a grand battle at present. The proportion of them reporting increased difficulty in finding staff remained comparatively high in June.

## GDP

Signs of stability in the PSI over last few months – after trend dissipation over last twelve – have obviously been good to see. That said, the PSI still paints a picture of slow-running GDP growth for the meantime. This is reinforced by New Zealand's PMI having dipped below trend over recent months too. Combined, the PSI and PMI indicate annual GDP growth will struggle to stay above 2% this year, with something closer to 1% looking more likely. Funnily enough, this was also the sense from the latest NZIER QSBO. It might all mainly reflect resource constraints, but with investment and hiring thus keeping the ball rolling. But that's if all goes well.

[craig\\_ebert@bnz.co.nz](mailto:craig_ebert@bnz.co.nz)

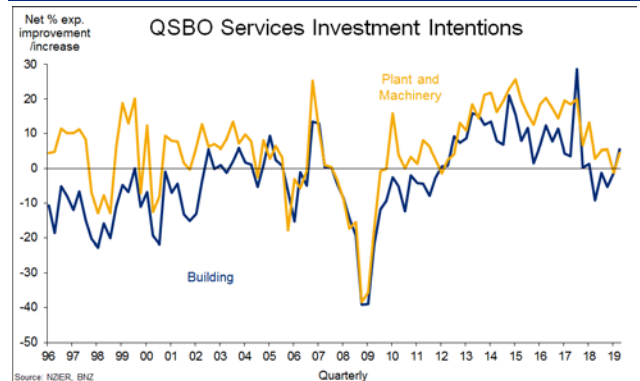
## Starting to Stabilise?



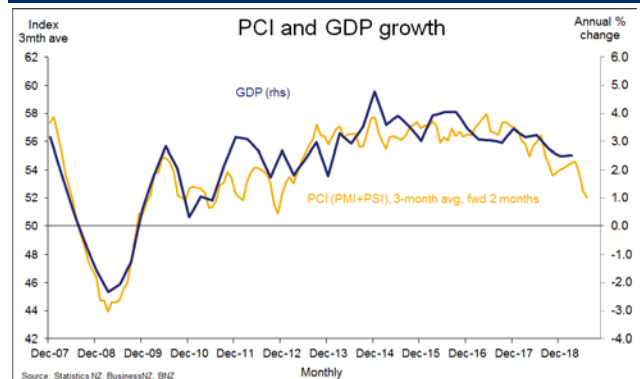
## Slower



## A Growth Imperative



## Downside Risk, Still



## Contact Details

### BNZ Research

**Stephen Toplis**

Head of Research  
+64 4 474 6905

**Craig Ebert**

Senior Economist  
+64 4 474 6799

**Doug Steel**

Senior Economist  
+64 4 474 6923

**Jason Wong**

Senior Markets Strategist  
+64 4 924 7652

**Nick Smyth**

Interest Rates Strategist  
+64 4 924 7653

### Main Offices

**Wellington**

Level 4, Spark Central  
42-52 Willis Street  
Private Bag 39806  
Wellington Mail Centre  
Lower Hutt 5045  
New Zealand  
Toll Free: 0800 283 269

**Auckland**

80 Queen Street  
Private Bag 92208  
Auckland 1142  
New Zealand  
Toll Free: 0800 283 269

**Christchurch**

111 Cashel Street  
Christchurch 8011  
New Zealand  
Toll Free: 0800 854 854

### National Australia Bank

**Ivan Colhoun**

Global Head of Research  
+61 2 9237 1836

**Alan Oster**

Group Chief Economist  
+61 3 8634 2927

**Ray Attrill**

Head of FX Strategy  
+61 2 9237 1848

**Skye Masters**

Head of Fixed Income Research  
+61 2 9295 1196

**Wellington**

Foreign Exchange +800 642 222  
Fixed Income/Derivatives +800 283 269

**Sydney**

Foreign Exchange +61 2 9295 1100  
Fixed Income/Derivatives +61 2 9295 1166

**London**

Foreign Exchange +44 20 7796 3091  
Fixed Income/Derivatives +44 20 7796 4761

**New York**

Foreign Exchange +1 212 916 9631  
Fixed Income/Derivatives +1 212 916 9677

**Hong Kong**

Foreign Exchange +85 2 2526 5891  
Fixed Income/Derivatives +85 2 2526 5891

**Analyst Disclaimer:** The Information accurately reflects the personal views of the author(s) about the securities, issuers and other subject matters discussed, and is based upon sources reasonably believed to be reliable and accurate. The views of the author(s) do not necessarily reflect the views of the NAB Group. No part of the compensation of the author(s) was, is, or will be, directly or indirectly, related to any specific recommendations or views expressed. Research analysts responsible for this report receive compensation based upon, among other factors, the overall profitability of the Global Markets Division of NAB.

NAB maintains an effective information barrier between the research analysts and its private side operations. Private side functions are physically segregated from the research analysts and have no control over their remuneration or budget. The research functions do not report directly or indirectly to any private side function. The Research analyst might have received help from the issuer subject in the research report.

New Zealand: This publication has been provided for general information only. Although every effort has been made to ensure this publication is accurate the contents should not be relied upon or used as a basis for entering into any products described in this publication. To the extent that any information or recommendations in this publication constitute financial advice, they do not take into account any person's particular financial situation or goals. Bank of New Zealand strongly recommends readers seek independent legal/financial advice prior to acting in relation to any of the matters discussed in this publication. Neither Bank of New Zealand nor any person involved in this publication accepts any liability for any loss or damage whatsoever may directly or indirectly result from any advice, opinion, information, representation or omission, whether negligent or otherwise, contained in this publication. **National Australia Bank Limited is not a registered bank in New Zealand.**

USA: If this document is distributed in the United States, such distribution is by nabSecurities, LLC. This document is not intended as an offer or solicitation for the purchase or sale of any securities, financial instrument or product or to provide financial services. It is not the intention of nabSecurities to create legal relations on the basis of information provided herein.